




# VRN-12 VERIN - PÓŁKA M

► 130 ▲ 30 ▼ 22



x 5




(a)

x 1



(b)

x 4



(c)

x 4



(d)

x 8 (3,5x16)



(e)

x 1 kpl.


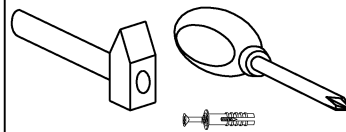


(f)

x 1



(g)



15 min

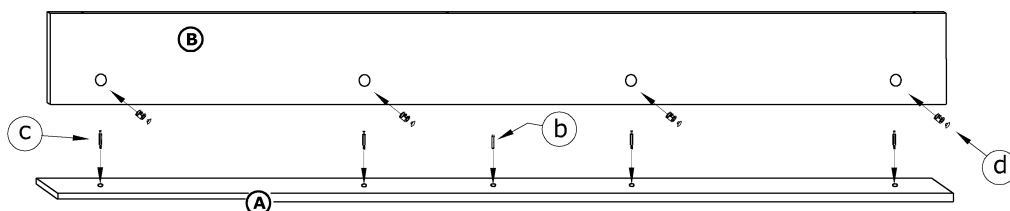


① - FAZY MONTAŻU

Ⓐ - OZNACZENIE ELEMENTÓW

Ⓐ - OZNACZENIE AKCESORIÓW

①



②

